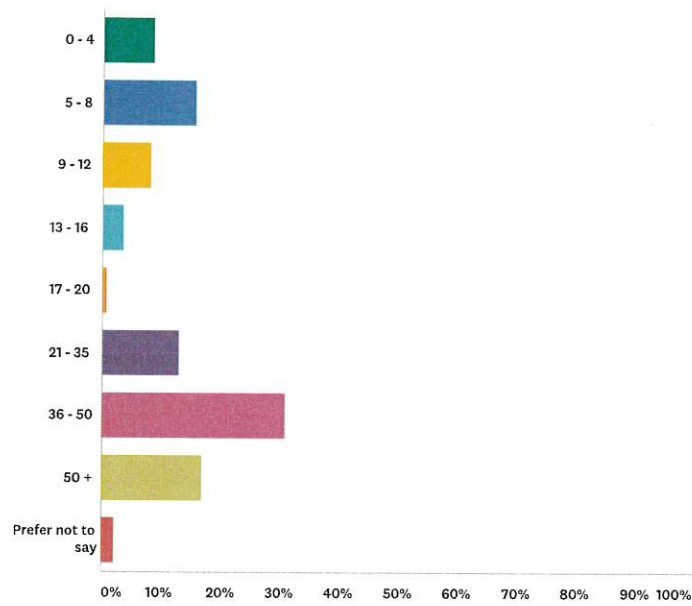


Calthorpe Park Play Area

Q1 Please indicate the age range of the views being cast.

Answered: 223 Skipped: 0

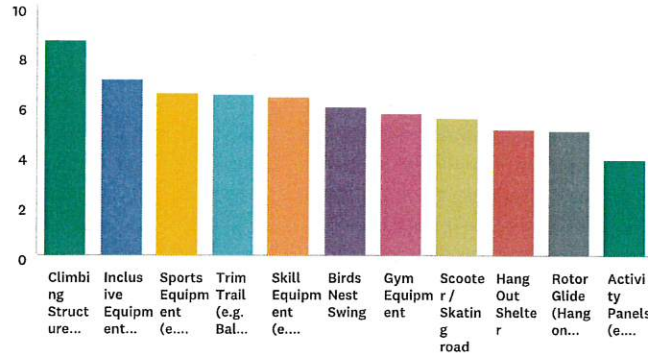


ANSWER CHOICES	RESPONSES	
0 - 4	8.52%	19
5 - 8	15.70%	35
9 - 12	8.07%	18
13 - 16	3.59%	8
17 - 20	0.90%	2
21 - 35	13.00%	29
36 - 50	30.94%	69
50 +	17.04%	38
Prefer not to say	2.24%	5
TOTAL		223

Calthorpe Park Play Area

Q3 What type of equipment do you think should be included in the Teen Zone? Please rate from 1 - 11. 1 Being Top Choice 11 Being Last Choice

Answered: 223 Skipped: 0



	1	2	3	4	5	6	7	8	9	10	11	TOTAL	SCORE
Climbing Structures (Climbing Wall, Teen climbing Frames etc.)	35.43% 79	15.70% 35	10.76% 24	8.97% 20	5.38% 12	8.07% 18	3.59% 8	6.28% 14	3.14% 7	1.35% 3	1.35% 3	223	8.58
Inclusive Equipment (suitable for all abilities)	13.45% 30	11.66% 26	15.25% 34	7.17% 16	10.31% 23	11.66% 26	9.87% 22	6.73% 15	3.59% 8	5.83% 13	4.48% 10	223	7.04
Sports Equipment (e.g. Basketball, Football)	13.45% 30	13.00% 29	9.87% 22	8.97% 20	9.42% 21	4.04% 9	6.28% 14	7.17% 16	9.42% 21	16.14% 36	2.24% 5	223	6.52
Trim Trail (e.g. Balance Beams / Bridges / Monkey Bars)	4.04% 9	11.66% 26	10.31% 23	12.11% 27	10.31% 23	12.56% 28	15.70% 35	5.83% 13	10.76% 24	3.59% 8	3.14% 7	223	6.43
Skill Equipment (e.g. Board Rider)	3.14% 7	7.17% 16	8.97% 20	19.73% 44	14.80% 33	9.42% 21	10.31% 23	8.97% 20	9.42% 21	5.38% 12	2.69% 6	223	6.34
Birds Nest Swing	3.59% 8	5.38% 12	10.76% 24	6.73% 15	12.56% 28	19.73% 44	9.42% 21	13.00% 29	8.97% 20	7.17% 16	2.69% 6	223	5.93
Gym Equipment	7.62% 17	10.31% 23	8.52% 19	10.31% 23	8.97% 20	5.83% 13	7.62% 17	7.17% 16	8.07% 18	11.21% 25	14.35% 32	223	5.72
Scooter / Skating road	5.83% 13	7.17% 16	8.07% 18	8.97% 20	4.48% 10	8.07% 18	12.56% 28	18.83% 42	8.07% 18	10.76% 24	7.17% 16	223	5.51
Hang Out Shelter	10.31% 23	11.21% 25	7.17% 16	3.59% 8	6.28% 14	4.48% 10	4.93% 11	5.38% 12	5.83% 13	11.66% 26	29.15% 65	223	5.06
Rotor Glide (Hang on round about)	2.24% 5	3.14% 7	7.17% 16	8.07% 18	8.52% 19	8.07% 18	12.56% 28	14.35% 32	20.63% 46	10.31% 23	4.93% 11	223	5.01

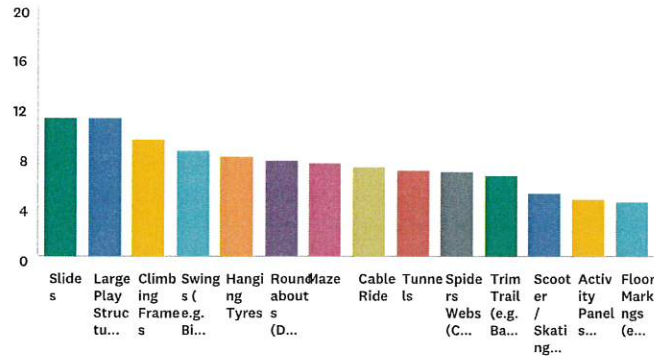
Calthorpe Park Play Area

Activity	0.90%	3.59%	3.14%	5.36%	8.97%	8.07%	7.17%	6.28%	12.11%	16.59%	27.80%		
Panels	2	8	7	12	20	18	16	14	27	37	62	223	3.87
(e.g. Puzzles / Tile Slides / Role Play Areas)													

Calthorpe Park Play Area

Q5 What type of equipment do you think should be included in the Kids Zone? Please rate from 1 - 14. 1 Being Top Choice 14 Being Last Choice

Answered: 223 Skipped: 0

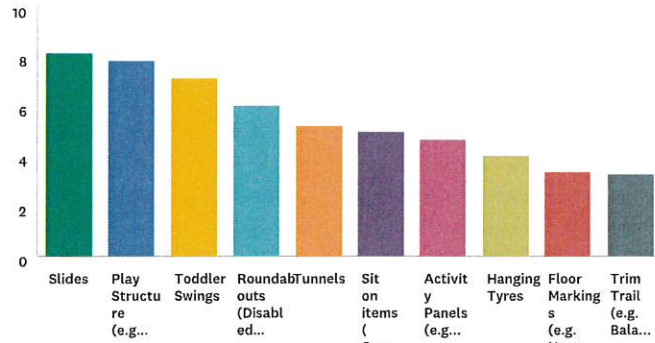


	1	2	3	4	5	6	7	8	9	10	11	12	13	14
Slides	24.66% 55	23.77% 53	13.90% 31	7.17% 16	8.07% 18	5.38% 12	1.79% 4	3.14% 7	1.79% 4	4.93% 11	1.35% 3	1.79% 4	0.90% 2	1.35% 3
Large Play Structure (Forts, Castles)	34.08% 76	20.63% 46	9.42% 21	5.38% 12	5.38% 12	5.83% 13	3.59% 8	1.79% 4	0.90% 2	2.24% 5	3.59% 8	3.14% 7	2.24% 5	1.79% 4
Climbing Frames (e.g. Birds Nest, Standard Swing)	6.73% 15	10.31% 23	12.56% 28	10.31% 23	20.63% 46	7.62% 17	5.38% 12	6.28% 14	7.17% 16	1.79% 4	4.04% 9	3.59% 8	2.69% 6	0.90% 2
Hanging Tyres	1.79% 4	2.24% 5	14.80% 33	12.56% 28	7.17% 16	11.21% 25	8.07% 18	7.17% 16	7.62% 17	7.17% 16	8.07% 18	5.38% 12	3.14% 7	3.59% 8
Roundabouts (Disabled Accessible)	2.24% 5	4.93% 11	2.69% 6	7.17% 16	8.07% 18	19.28% 43	12.56% 28	12.11% 27	8.97% 20	6.73% 15	3.59% 8	5.38% 12	4.48% 10	1.79% 4
Maze	0.45% 1	7.62% 17	8.07% 18	16.14% 36	8.07% 18	4.48% 10	7.62% 17	7.17% 16	4.93% 11	7.62% 17	10.31% 23	4.93% 11	6.73% 15	5.83% 13
Cable Ride	8.97% 20	6.73% 15	10.31% 23	5.83% 13	4.93% 11	6.28% 14	4.48% 10	4.48% 10	7.17% 16	7.17% 16	2.69% 6	5.83% 13	18.83% 42	6.28% 14
Tunnels	1.35% 3	0.90% 2	4.04% 9	4.93% 11	7.17% 16	8.07% 18	23.32% 52	8.07% 18	9.87% 22	9.42% 21	6.28% 14	6.73% 15	4.04% 9	5.83% 13
Spiders Webs (Climbing rope frames)	2.24% 5	1.79% 4	6.28% 14	6.73% 15	8.07% 18	4.48% 10	5.83% 13	8.97% 20	7.17% 16	24.22% 54	11.21% 25	9.42% 21	2.24% 5	1.35% 3
Trim Trail (e.g. Balance Beams / Bridges / Monkey Bars)	4.04% 9	8.07% 18	4.04% 9	6.28% 14	5.38% 12	3.59% 8	7.62% 17	7.62% 17	6.28% 14	5.38% 12	6.28% 14	20.18% 45	10.31% 23	4.93% 11
Scooter / Skating road	4.93% 11	4.04% 9	1.79% 4	2.24% 5	3.59% 8	7.62% 17	7.17% 16	5.38% 12	5.38% 12	3.59% 8	6.28% 14	5.83% 13	9.42% 21	32.74% 73
Activity Panels (e.g. Puzzles / Tile Slides / Role Play Areas)	0.00% 0	0.00% 0	1.35% 3	1.79% 4	1.35% 3	4.48% 10	3.59% 8	20.18% 45	7.17% 16	6.28% 14	12.56% 28	9.42% 21	14.80% 33	17.04% 38
Floor Markings (e.g. Hopscotch / Numbers / Letters)	0.90% 2	2.69% 6	1.79% 4	3.59% 8	4.04% 9	0.45% 1	3.14% 7	2.69% 6	5.38% 12	6.28% 14	21.52% 48	13.45% 30	17.49% 39	16.59% 37

Calthorpe Park Play Area

Q7 What type of equipment do you think should be included in the Tiny Zone? Please rate from 1 - 10. 1 Being Top Choice 10 Being Last Choice

Answered: 223 Skipped: 0

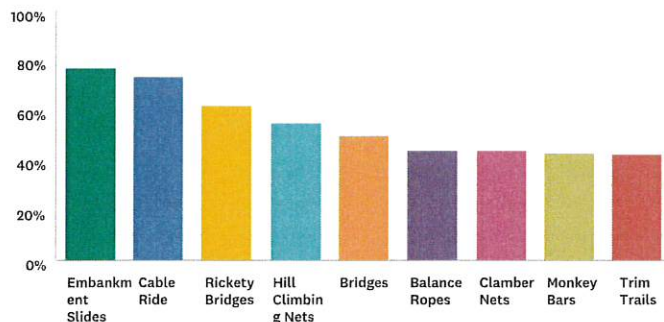


	1	2	3	4	5	6	7	8	9	10	TOTAL	SCORE
Slides	29.60% 66	29.60% 66	12.11% 27	10.31% 23	6.73% 15	4.48% 10	4.04% 9	1.79% 4	0.45% 1	0.90% 2	223	8.17
Play Structure (e.g. Houses, Forts, Castles)	28.25% 63	26.46% 59	13.45% 30	8.52% 19	4.48% 10	5.38% 12	6.73% 15	4.48% 10	1.35% 3	0.90% 2	223	7.86
Toddler Swings	25.11% 56	12.11% 27	14.35% 32	13.00% 29	6.28% 14	5.38% 12	16.59% 37	6.28% 14	0.45% 1	0.45% 1	223	7.17
Roundabouts (Disabled Accessible)	4.48% 10	8.07% 18	13.45% 30	24.66% 55	13.00% 29	10.76% 24	8.97% 20	9.42% 21	6.28% 14	0.90% 2	223	6.07
Tunnels	0.90% 2	3.14% 7	10.31% 23	9.87% 22	27.80% 62	15.70% 35	11.21% 25	9.87% 22	5.83% 13	5.38% 12	223	5.26
Sit on items (Cars, Trains, animals)	6.73% 15	8.07% 18	8.07% 18	11.21% 25	14.35% 32	9.87% 22	9.42% 21	4.93% 11	4.04% 9	23.32% 52	223	5.02
Activity Panels (e.g. Puzzles / Tile Slides / Role Play Areas)	2.69% 6	4.93% 11	6.28% 14	5.83% 13	10.76% 24	25.11% 56	12.56% 28	11.66% 26	12.11% 27	8.07% 18	223	4.70
Hanging Tyres	0.90% 2	2.69% 6	15.70% 35	8.07% 18	4.48% 10	5.38% 12	10.31% 23	12.11% 27	17.49% 39	22.87% 51	223	4.04
Floor Markings (e.g. Hopscotch / Numbers / Letters)	0.90% 2	2.69% 6	3.14% 7	2.69% 6	4.04% 9	10.76% 24	10.31% 23	26.91% 60	22.42% 50	16.14% 36	223	3.38
Trim Trail (e.g. Balance Beams / Bridges / Monkey Bars)	0.45% 1	2.24% 5	3.14% 7	5.83% 13	8.07% 18	7.17% 16	9.87% 22	12.56% 28	29.60% 66	21.08% 47	223	3.32

Calthorpe Park Play Area

Q9 What equipment do you think should be included in the Woodland Adventure? (please tick your top 5 choices)

Answered: 217 Skipped: 6



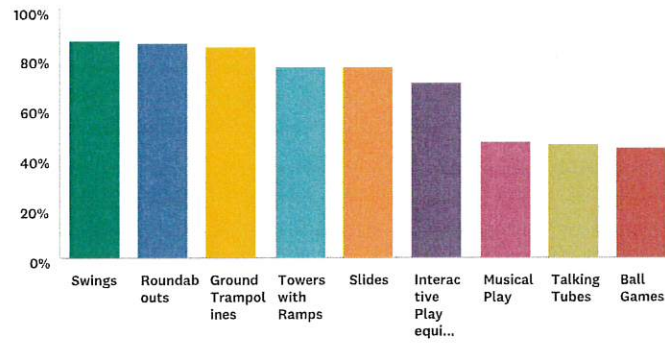
ANSWER CHOICES	RESPONSES	
Embankment Slides	76.96%	167
Cable Ride	73.73%	160
Rickety Bridges	62.21%	135
Hill Climbing Nets	54.84%	119
Bridges	49.77%	108
Balance Ropes	44.24%	96
Clamber Nets	43.78%	95
Monkey Bars	42.86%	93
Trim Trails	42.40%	92

Total Respondents: 217

Calthorpe Park Play Area

Q10 What types of Accessible Play equipment do you think should be included? (please tick your top 7 choices)

Answered: 217 Skipped: 6

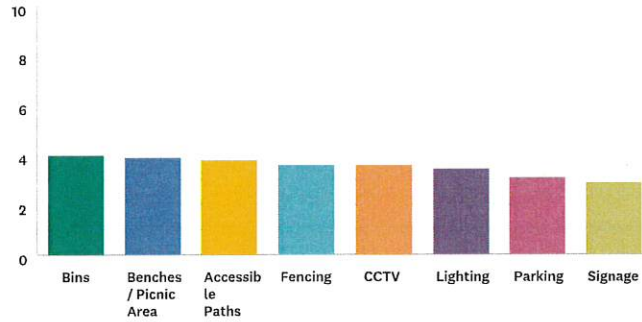


ANSWER CHOICES	RESPONSES	
Swings	87.10%	189
Roundabouts	86.18%	187
Ground Trampolines	84.33%	183
Towers with Ramps	76.50%	166
Slides	76.50%	166
Interactive Play equipment	70.05%	152
Musical Play	46.54%	101
Talking Tubes	45.62%	99
Ball Games	43.78%	95
Total Respondents: 217		

Calthorpe Park Play Area

Q11 When the play area is built, what else needs to be considered? 1 being low priority and 5 being top priority.

Answered: 223 Skipped: 0



	1	2	3	4	5	TOTAL	WEIGHTED AVERAGE
Bins	9.50% 21	5.88% 13	9.95% 22	23.53% 52	51.13% 113	221	4.01
Benches / Picnic Area	9.22% 20	5.99% 13	13.82% 30	27.65% 60	43.32% 94	217	3.90
Accessible Paths	12.44% 27	4.61% 10	17.51% 38	20.28% 44	45.16% 98	217	3.81
Fencing	15.24% 32	11.43% 24	15.24% 32	11.90% 25	46.19% 97	210	3.62
CCTV	15.42% 33	8.88% 19	18.69% 40	13.08% 28	43.93% 94	214	3.61
Lighting	11.90% 25	13.33% 28	23.81% 50	19.52% 41	31.43% 66	210	3.45
Parking	27.27% 57	11.00% 23	15.31% 32	14.83% 31	31.58% 66	209	3.12
Signage	16.42% 33	19.40% 39	36.32% 73	14.43% 29	13.43% 27	201	2.89